



C O R E L L I

E-BIKE 2024 MODELS

INDEX

- | | | | |
|----|----------|----|---------|
| 2 | TORNADO | 17 | VONIQ-S |
| 3 | RALF | 18 | NICLA |
| 4 | E-LITE-L | 19 | ACERO |
| 5 | E-LITE-S | 20 | CABEN |
| 6 | SACHA-L | 21 | NOVA |
| 7 | SACHA-S | 22 | ALVIEN |
| 8 | KEILA-L | 23 | MOVEN |
| 9 | KEILA-S | 24 | TOREX |
| 10 | XTRA | 25 | E-LOAD |
| 11 | XTRA-S | 26 | E-FFECT |
| 12 | NICMA | 27 | E-RGO |
| 13 | NICMA-S | | |
| 14 | QUINOX | | |
| 15 | QUINOX-S | | |
| 16 | VONIQ | | |

Dear Sirs,

We are proud to be included in the bike industry in Turkey with many years of experience , knowledge and developed production techniques. Korel Elektronik San ve Tic A.Ş has begun his production story to produce aluminium parts for white appliance industry. With in the years , company has increased product range and capacity. Our company has begun to produce aluminium parts, frames, rims also other parts in order to produce bikes by using internal casting lines. With aluminium frame our primary brand is CORELLI and secondary brand is DACRON. In this contaxt we produce bikes for all kind of customers with every level of income. With the experience and knowledge in aluminum production, our company will be the pioneer of innovations in the bicycle sector, which produces its own frames. Furtermore rims, carriers , forks and any relevant parts. In 25500 sqm , we have robotic welding lines, T4 and T6 ovens , painting lines , assembling line , decal painting and test labratory. As Corelli, our aim is to produce with zero error and to convey the comfort and lightness of bicycles produced with aluminum frame to riders of all income groups. As we are moving to 2024, in parallel with the developments in the world bicycle industry, we have presented a completely new product range in terms of product range and technical features.

CORELLI



TORNADO 10 Speed

27,5" / 29" MOUNTAIN BIKE



COLORS



Methalic Green / Dark Blue / Black

TEKNİK ÖZELLİKLER / TECHNICAL DETAILS / TECHNISCHE DETAILS



29"/27.5" ALLOY KOREL



SHIMANO DEORE



BAFANG MID M400 36V 250W 80 NM



SHIMANO HD



LI-ION CELL DC36V12.8Ah 460.8Wh



38T 170 mm



50-70 KM



SHIMANO 11-36T



4-6 HOURS



SHIMANO HUB



25 KM/H



SHIMANO DEORE



LCD-DISP



29 / 27,5 X 2.25



SUNTOUR MLO



24 Kg





RALF 24 Speed

27,5" / 29" MOUNTAIN BIKE



COLORS



Methalic Green / Dark Blue / Black

TEKNİK ÖZELLİKLER / TECHNICAL DETAILS / TECHNISCHE DETAILS



29"/27.5" ALLOY
KOREL



SHIMANO ALTUS



AIKEMA HUB
DC36V250W 45NM



SHIMANO HD



LI-ION CELL
DC36V12.8Ah 460.8Wh



SHIMANO
42X34X24T



40-60 KM



SHIMANO 12X32T



4-6 HOURS



QUANDO /AIKEMA



25 KM/H



SHIMANO ALTUS



LCD-DISP



29 / 27,5 X 2.25



SUNTOUR MLO



21 Kg



E-LITE -L 10 Speed

28" CITY BIKE



COLORS



Methalic Beige / Methalic Blue / Methalic Grey



TEKNİK ÖZELLİKLER / TECHNICAL DETAILS / TECHNISCHE DETAILS

 700C ALLOY KOREL

 SHIMANO DEORE

 BAFANG MID
M400 36V 250W 80 NM

 SHIMANO HD

 LI-ION CELL
DC36V12.8Ah 460.8Wh

 38T 170 mm

 50-70 KM

 SHIMANO 11x36T


 4-6 HOURS

 SHIMANO HUB


 25 KM/H

 SHIMANO DEORE

 LCD-DISP

 700X40C

 SUNTOUR NEX

 24.7 Kg



E-LITE -S 8 Speed

28" CITY BIKE



COLORS



Methalic Beige / Methalic Blue / Methalic Grey



TEKNİK ÖZELLİKLER / TECHNICAL DETAILS / TECHNISCHE DETAILS

700C ALLOY KOREL

SHIMANO ALTUS

AIKEMA HUB
DC36V250W 45NM

SHIMANO HD

LI-ION CELL
DC36V12.8Ah 460.8Wh

38T 170mm

40-60 KM

SHIMANO 12x32T

4-6 HOURS

QUANDO /AIKEMA

25 KM/H

SHIMANO ALTUS

LCD-DISP


700X40C

SUNTOUR NEX

20,8 Kg

SACHA- L 9 Speed

28" CITY BIKE



COLORS



Black / Methalic Beige / Methalic Fuchsia

TEKNİK ÖZELLİKLER / TECHNICAL DETAILS / TECHNISCHE DETAILS

 700C ALLOY KOREL

 SHIMANO ALIVIO

 BAFANG MID
M400 36V 250W 80 NM

 SHIMANO HD

 LI-ION CELL
DC36V10.5Ah 378W

 38T 170 mm

 40-60 KM

 SHIMANO 11x32T

 4-6 HOURS

 SHIMANO HUB

 25 KM/H

 SHIMANO ACERA

 LCD-DISP

 700X40C

 SUNTOUR NEX

 24,6 Kg



SACHA- S 8 Speed

28" CITY BIKE



COLORS



Black / Methalic Beige / Methalic Fuchsia

TEKNİK ÖZELLİKLER / TECHNICAL DETAILS / TECHNISCHE DETAILS



700C ALLOY KOREL



SHIMANO ALTUS



AIKEMA HUB
DC36V250W 45NM



SHIMANO HD



LI-ION CELL
DC36V10.5Ah 378Wh



38T 170mm



40-60 KM



SHIMANO 12x32T



4-6 HOURS



QUANDO /AIKEMA



25 KM/H



SHIMANO ALTUS



LCD-DISP



700X40C



SUNTOUR NEX



21,9 Kg



KEILA-L 9 Speed

28" CITY BIKE



COLORS



Black / Dark Red / Methalic Ligh Blue



TEKNİK ÖZELLİKLER / TECHNICAL DETAILS / TECHNISCHE DETAILS

 700C ALLOY KOREL

 SHIMANO ALIVIO

 BAFANG MID
M400 36V 250W 80 NM

 SHIMANO HD

 LI-ION CELL
DC36V12.8Ah 460.8Wh

 38T 170 mm

 50-70 KM

 SHIMANO 11x32T

 4-6 HOURS

 SHIMANO HUB

 25 KM/H

 SHIMANO ACERA

 LCD-DISP

 700X40C

 SUNTOUR NEX

 24,5 Kg

KEILA-S 8 Speed

28" CITY BIKE



COLORS



Black / Dark Red / Methalic Ligh Blue

TEKNİK ÖZELLİKLER / TECHNICAL DETAILS / TECHNISCHE DETAILS

 700C ALLOY KOREL

 SHIMANO ALTUS

 AIKEMA HUB
DC36V250W 45NM


 SHIMANO HD

 LI-ION CELL
DC36V12.8Ah 460.8Wh

 38T 170 mm

 40-60 KM

 SHIMANO 12x32T

 4-6 HOURS

 QUANDO /AIKEMA


 25 KM/H

 SHIMANO ALTUS

 LCD-DISP

 700X40C

 SUNTOUR NEX

 21,9 Kg





XTRA 7 Speed

20" CARGO BIKE



COLORS



Yellow / Orange / Light Blue



TEKNİK ÖZELLİKLER / TECHNICAL DETAILS / TECHNISCHE DETAILS



20" ALLOY KOREL



SHIMANO ALTUS



BAFANG HUB
DC36V250W 45NM



LOGAN HD



LI-ION DUAL
DC36V13 +12.8Ah 928.9Wh



46T 170 mm



80-100 KM



SHIMANO 12X32T



4-6 HOURS



FORMULA / BAFANG



25 KM/H



SHIMANO ALTUS



LCD-DISP



20X2.4



SUNTOUR CARGO



34,4 Kg

XTRA-S 7 Speed

20" CARGO BIKE



COLORS



Light Blue / Orange / Yellow



TEKNİK ÖZELLİKLER / TECHNICAL DETAILS / TECHNISCHE DETAILS

 20" ALLOY KOREL

 SHIMANO ALTUS

 AIKEMA HUB
DC36V250W 45NM

 LOGAN HD

 LI-ION CELL
DC36V13Ah 468Wh

 46T 170 mm

 40-60 KM

 SHIMANO 12X32T

 4-6 HOURS

 FORMULA /AIKEMA

 25 KM/H

 SHIMANO

 LCD KEY-DISP

 20X2.4

 SUNTOUR CARGO

 32,2 Kg



NICMA 8 Speed

20" FOLDING FAT BIKE



OPTIONAL KR-ST-001 FRONT CARRIER



TEKNİK ÖZELLİKLER / TECHNICAL DETAILS / TECHNISCHE DETAILS

20" ALLOY KOREL

SHIMANO ALTUS

BAFANG MID
M400 36V 250W 80 NM

TEKTRÖ MD

LI-ION CELL
DC 36V 10Ah 360Wh

38T 170 mm

30-50 KM

SHIMANO 12x32T

4-6 HOURS

SHUNFENG

25 KM/H

SHIMANO ALTUS

LCD-DISP

20X4.0

SUSPANSION

30,4 Kg

COLORS



Cream / Grey / Dark Blue



NICMA-S 8 Speed

20" FOLDING FAT BIKE



OPTIONAL KR-ST-001 FRONT CARRIER



TEKNİK ÖZELLİKLER / TECHNICAL DETAILS / TECHNISCHE DETAILS

 20" ALLOY KOREL

 SHIMANO ALTUS

 AIKEMA HUB
DC48V250W 45NM

 MECHANIC DISC

 LI-ION CELL
DC 48V 10Ah 480Wh

 46T 170 mm

 60-80 KM

 SHIMANO 12z32T

 4-6 HOURS

 SHUNFENG /AIKEMA

 25 KM/H

 SHIMANO ALTUS

 LCD KEY-DISP

 20X4.0

 SUSPANSION

 30,2 Kg

COLORS



Dark Blue / Grey / Dark Blue



QUINOX 8 Speed

20" FOLDING FAT BIKE



OPTIONAL KR-AL-001 FRONT CARRIER



TEKNİK ÖZELLİKLER / TECHNICAL DETAILS / TECHNISCHE DETAILS

 20" ALLOY KOREL

 SHIMANO ALTUS

 AIKEMA HUB
DC36V250W 45NM

 TEKTRÖ MD

 LI-ION CELL
DC36V13Ah 468Wh

 46T 170 mm

 40-60 KM

 SHIMANO 12x32T

 4-6 HOURS

 SHUNFENG /AIKEMA

 25 KM/H

 SHIMANO ALTUS

 LCD KEY-DISP

 20x4.0

 STEEL SUSPANSION

 32,8 Kg

COLORS



Dark Green / Dark Blue / Khaki



QUINOX -S 8 Speed

20" FOLDING FAT BIKE



OPTIONAL KR-AL-001 FRONT CARRIER



TEKNİK ÖZELLİKLER / TECHNICAL DETAILS / TECHNISCHE DETAILS

 20" ALLOY KOREL

 SHIMANO ALTUS

 AIKEMA HUB
DC36V250W 45NM

 TEKTR0 MD

 LI-ION CELL
DC36V13Ah 468Wh

 46T 170 mm

 40-60 KM

 SHIMANO 12x32T

 4-6 HOURS

 SHUNFENG /AIKEMA

 25 KM/H

 SHIMANO ALTUS

 LCD -DISP

 20X4.0

 STEEL SUSPANSION

 33,6 Kg

COLORS



Khaki / Dark Blue / Dark Green





VONIQ 8 Speed

20" FOLDING FAT BIKE



COLORS



Black / Metallic Grey / Dark Blue



TEKNİK ÖZELLİKLER / TECHNICAL DETAILS / TECHNISCHE DETAILS



20" ALLOY KOREL



SHIMANO ALTUS



AIKEMA HUB
DC36V250W 40NM



TEKTRO MD



LI-ION CELL
DC36V13Ah 468Wh



46T 170 mm



40-60 KM



SHIMANO 12X32T



4-6 HOURS



SHUNFENG /AIKEMA



25 KM/H



SHIMANO ALTUS



LCD KEY-DISP



20X4.0



NEW TECH DACRON



31,4 Kg

VONIQ-S 8 Speed

20" FOLDING FAT BIKE



COLORS



White / Dark Red / Light Blue



TEKNİK ÖZELLİKLER / TECHNICAL DETAILS / TECHNISCHE DETAILS

 20" ALLOY KOREL

 SHIMANO ALTUS

 AIKEMA HUB
DC36V250W 40NM

 TEKRO MD

 LI-ION CELL
DC36V13Ah 468Wh

 46T 170 mm

 40-60 KM

 SHIMANO 12X32T

 4-6 HOURS

 SHUNFENG /AIKEMA

 25 KM/H

 SHIMANO ALTUS

 LCD KEY-DISP

 20X4.0

 NEW TECH DACRON

 32,2 Kg



NICLA 3 Speed

20" FOLDING BIKE



TEKNİK ÖZELLİKLER / TECHNICAL DETAILS / TECHNISCHE DETAILS

 20" ALLOY KOREL

 SHIMANO NEXUS 3

 ANANDA HUB
DC36V250W 25-35NM

 PROMAX V FREN

 LI-ION CELL
DC36V9.6Ah 324 Wh

 44T 170 mm

 30-50 KM

 SHIMANO NEXUS

 4-6 HOURS


 ANANDA / SHIMANO

 25 KM/H

 SHIMANO NEXUS

 LCD KEY-DISP

 20X2.0

 NO SUSPANSION 20"

 20,5 Kg

COLORS



White / Metallic Grey / Dark Blue





ACERO 21 Speed

28" CITY BIKEE



COLORS



Brown / Metallic Grey / Dark Blue



TEKNİK ÖZELLİKLER / TECHNICAL DETAILS / TECHNISCHE DETAILS



700C ALLOY KOREL



SHIMANO TOURNEY



ANANDA HUB
DC36V250W 40NM



V BRAKE + MD BRAKE



LI-ION CELL
DC36V10Ah 360Wh



SHIMANO TOURNEY



30-50 KM



SHIMANO 14x28T



4-6 HOURS



SHUNFENG /ANANDA



25 KM/H



SHIMANO TOURNEY



LED-DISP



700X40



SUSPENSION



25,5 Kg



CABEN 21 Speed

28" CITY BIKE



COLORS



Methalic Beige / Methalic Ligt Blue / Dark Blue



TEKNİK ÖZELLİKLER / TECHNICAL DETAILS / TECHNISCHE DETAILS



700C ALLOY KOREL



SHIMANO TOURNEY



ANANDA HUB
DC36V250W 40NM



V BRAKE + MD BRAKE



LI-ION CELL
DC36V10Ah 360Wh



SHIMANO TOURNEY



30-50 KM



SHIMANO 14x28T



4-6 HOURS



SHUNFENG /ANANDA



25 KM/H



SHIMANO TOURNEY



LED-DISP



700X40



SUSPENSION



25,2 Kg



NOVA 3 Speed

28" CITY BIKE



COLORS



Dark Red / Metallic Light Blue / Metallic Begie



TEKNİK ÖZELLİKLER / TECHNICAL DETAILS / TECHNISCHE DETAILS

700C ALLOY KOREL

SHIMANO NEXUS 3

ANANDA HUB
M129VD36V250W 40NM

PROMAX V BRAKE
SHIMANO ROLLER BRAKE

LI-ION CELL
DC36V14Ah 504Wh

38T 170 mm

40-60 KM

SHIMANO

4-6 HOURS

ANANDA /SHIMANO

25 KM/H

SHIMANO NEXUS

LED KEY-DISP

700X40C

NO SUSPANSION

24.4 Kg

ALVIEN 7 Speed

28" CITY BIKE



COLORS



Black / Dark Red / Dark Blue

TEKNİK ÖZELLİKLER / TECHNICAL DETAILS / TECHNISCHE DETAILS



700C ALLOY KOREL



SHIMANO TOURNEY



ANANDA HUB
M129VD36V250W 40NM



PROMAX V BRAKE



LI-ION CELL
DC36V14Ah 504Wh



38T 170 mm



40-60 KM



SHIMANO 14x28T



4-6 HOURS



ANANDA / SHUNFENG



25 KM/H



SHIMANO TOURNEY



LED KEY-DISP



700X40C



NO SUSPANSION



24.4 Kg





MOVEN 7 Speed

28" CITY BIKE



COLORS



Methalic Blue / Dark Red / Black

TEKNİK ÖZELLİKLER / TECHNICAL DETAILS / TECHNISCHE DETAILS



700C ALLOY KOREL



SHIMANO TOURNEY



ANANDA HUB
M129VD36V250W 40NM



PROMAX V BRAKE



LI-ION CELL
DC36V14Ah 504Wh



38T 170 mm



40-60 KM



SHIMANO 14x28T



4-6 HOURS



ANANDA /SHUNFENG



25 KM/H



SHIMANO TOURNEY



LED KEY-DISP



700X40C



NOSUSPANSION



24.4 Kg





TOREX 7 Speed

20" FOLDING BIKE



COLORS



Orange / Khaki / Yellow

TEKNİK ÖZELLİKLER / TECHNICAL DETAILS / TECHNISCHE DETAILS

20" ALLOY KOREL

SHIMANO TOURNEY

ANANDA HUB
DC36V250W 40NM

MECHANIC DISC

LI-ION CELL
DC36V12.8Ah 460.8Wh

46T 170 mm

60-80 KM

SHIMANO 14X28T

4-6 HOURS

SHUNFENG /ANANDA

25 KM/H

SHIMANO ALTUS

LCD-DISP

20x2.0

NEW TECH DACRON

26.4 Kg





E-LOAD 7 Speed

TRICYCLE



COLORS



Dark Grey / Dark Red / Black

TEKNİK ÖZELLİKLER / TECHNICAL DETAILS / TECHNISCHE DETAILS



ALLOY KOREL 20"



SHIMANO TOURNEY



ANANDA MID
DC48V250W 80NM



MECHANIC DISC



LI-ION CELL
DC48V14Ah 672Wh



38T 170 mm



60-90 KM



SHIMANO 14X28T



4-6 HOURS



SHUNFENG



25 KM/H



SHIMANO TOURNEY



COLOUR LCD-DISP



20X4.0



NEW TECH DACRON



36.8 Kg





E-RGO 7 Speed

TRICYCLE



COLORS



Blue / Red / Black



TEKNİK ÖZELLİKLER / TECHNICAL DETAILS / TECHNISCHE DETAILS



KOREL ALLOY 24-20"



SHIMANO TOURNEY



CZJB HUB
DC48V250W 45NM



MECHANIC DISC



LI-ION CELL
DC48V13Ah 624Wh



46T 170 mm



60-80 KM



SHIMANO 14X28T



4-6 HOURS



CZJB / SHUNFENG



25 KM/H



SHIMANO TOURNEY



LED-DISP



24X4.0-20X4.0



NEW TECH DACRON



36.4 Kg

E-FEECT 7 Speed

28" CITY BIKE



COLORS



Methalic Blue / Dark Red / Ligh Grey



TEKNİK ÖZELLİKLER / TECHNICAL DETAILS / TECHNISCHE DETAILS

 26"ALLOY KOREL

 SHIMANO TOURNEY

 CZJB HUB
DC36V250W 45NM

 MECHANIC DISC

 LI-ION CELL
DC36V13Ah 468Wh

 46T 170 mm

 40-60 KM

 SHIMANO 14X28T

 4-6 HOURS

 CZJB / SHUNFENG

 25 KM/H

 SHIMANO TOURNEY

 COLOUR LCD-DISP


 26X2.4

 NEW TECH DACRON

 35.4 Kg

CORELLI

E-BIKE
2024
MODELS



E-BIKE
2024
MODELS

www.corelli.com.tr

Organize Sanayi Bölgesi 14.Cadde No:18-20 Eskişehir, Türkiye. T: +90 222 236 0826



corellibicycle



corellibisiklet



corellibikes

