

---

CORELLI

---

E-BIKE 2024 MODELS

# INDEX

- |    |          |    |         |
|----|----------|----|---------|
| 2  | TORNADO  | 17 | VONIQ-S |
| 3  | RALF     | 18 | NICLA   |
| 4  | E-LITE-L | 19 | ACERO   |
| 5  | E-LITE-S | 20 | CABEN   |
| 6  | SACHA-L  | 21 | NOVA    |
| 7  | SACHA-S  | 22 | ALVIEN  |
| 8  | KEILA-L  | 23 | MOVEN   |
| 9  | KEILA-S  | 24 | TOREX   |
| 10 | XTRA     | 25 | E-LOAD  |
| 11 | XTRA-S   | 26 | E-FFECT |
| 12 | NICMA    | 37 | E-RGO   |
| 13 | NICMA-S  |    |         |
| 14 | QUINOX   |    |         |
| 15 | QUINOX-S |    |         |
| 16 | VONIQ    |    |         |

Dear Sirs,

We are proud to be included in the bike industry in Turkey with many years of experience , knowledge and developed production techniques. Korel Elektronik San ve Tic A.Ş has begun his production story to produce aluminium parts for white appliance industry. With in the years , company has increased product range and capacity. Our company has begun to produce aluminium parts, frames, rims also other parts in order to produce bikes by using internal casting lines. With aluminium frame our primary brand is CORELLI and secondary brand is DACRON. In this contaxt we produce bikes for all kind of customers with every level of income. With the experience and knowledge in aluminum production, our company will be the pioneer of innovations in the bicycle sector, which produces its own frames. Furtermore rims, carriers , forks and any relevant parts. In 25500 sqm , we have robotic welding lines, T4 and T6 ovens , painting lines , assembling line , decal painting and test labratory. As Corelli, our aim is to produce with zero error and to convey the comfort and lightness of bicycles produced with aluminum frame to riders of all income groups. As we are moving to 2024, in parallel with the developments in the world bicycle industry, we have presented a completely new product range in terms of product range and technical features.

CORELLI

# TORNADO 10 Speed

27,5" / 29" MOUNTAIN BIKE



COLORS



Methalic Green / Dark Blue / Black

TEKNİK ÖZELLİKLER / TECHNICAL DETAILS / TECHNISCHE DETAILS

 29"/27.5" ALLOY KOREL

 SHIMANO DEORE

 BAFANG MID  
M400 36V 250W 80 NM

 SHIMANO HD

 LI-ION CELL  
DC36V12.8Ah 460.8Wh

 38T 170 mm

 50-70 KM

 SHIMANO 11-36T

 4-6 HOURS

 SHIMANO HUB

 25 KM/H

 SHIMANO DEORE

 LCD-DISP

 29 / 27,5 X 2.25

 SUNTOUR MLO

 24 Kg





# RALF 24 Speed

27,5" / 29" MOUNTAIN BIKE



COLORS



Methalic Green / Dark Blue / Black

TEKNİK ÖZELLİKLER / TECHNICAL DETAILS / TECHNISCHE DETAILS



29"/27.5" ALLOY  
KOREL



SHIMANO ALTUS



AIKEMA HUB  
DC36V250W 45NM



SHIMANO HD



LI-ION CELL  
DC36V12.8Ah 460.8Wh



SHIMANO  
42X34X24T



40-60 KM



SHIMANO 12X32T



4-6 HOURS



QUANDO /AIKEMA



25 KM/H



SHIMANO ALTUS



LCD-DISP



29 / 27,5 X 2.25



SUNTOUR MLO



21 Kg



# E-LITE -L 10 Speed

28" CITY BIKE



COLORS



Methalic Beige / Methalic Blue / Methalic Grey



TEKNİK ÖZELLİKLER / TECHNICAL DETAILS / TECHNISCHE DETAILS

 700C ALLOY KOREL

 SHIMANO DEORE

 **BAFANG MID**  
M400 36V 250W 80 NM


 SHIMANO HD

 **LI-ION CELL**  
DC36V12.8Ah 460.8Wh

 38T 170 mm

 50-70 KM

 SHIMANO 11x36T


 4-6 HOURS

 SHIMANO HUB

 25 KM/H

 SHIMANO DEORE

 LCD-DISP

 700X40C

 SUNTOUR NEX

 24.7 Kg

# E-LITE -S 8 Speed

28" CITY BIKE



COLORS



Methalic Beige / Methalic Blue / Methalic Grey

TEKNİK ÖZELLİKLER / TECHNICAL DETAILS / TECHNISCHE DETAILS

 700C ALLOY KOREL

 SHIMANO ALTUS

 AIKEMA HUB  
DC36V250W 45NM

 SHIMANO HD

 LI-ION CELL  
DC36V12.8Ah 460.8Wh

 38T 170mm

 40-60 KM

 SHIMANO 12x32T

 4-6 HOURS

 QUANDO / AIKEMA

 25 KM/H

 SHIMANO ALTUS

 LCD-DISP

 700X40C


 SUNTOUR NEX

 20,8 Kg



# SACHA- L 9 Speed

28" CITY BIKE



COLORS



Black / Methalic Beige / Methalic Fuchsia

TEKNİK ÖZELLİKLER / TECHNICAL DETAILS / TECHNISCHE DETAILS

 700C ALLOY KOREL

 SHIMANO ALIVIO

 BAFANG MID  
M400 36V 250W 80 NM

 SHIMANO HD

 LI-ION CELL  
DC36V10.5Ah 378W

 38T 170 mm

 40-60 KM

 SHIMANO 11x32T


 4-6 HOURS

 SHIMANO HUB


 25 KM/H

 SHIMANO ACERA

 LCD-DISP

 700X40C

 SUNTOUR NEX

 24,6 Kg



# SACHA- S 8 Speed

28" CITY BIKE



COLORS



Black / Methalic Beige / Methalic Fuchsia



TEKNİK ÖZELLİKLER / TECHNICAL DETAILS / TECHNISCHE DETAILS

 700C ALLOY KOREL

 SHIMANO ALTUS

 AIKEMA HUB  
DC36V250W 45NM

 SHIMANO HD

 LI-ION CELL  
DC36V10.5Ah 378Wh

 38T 170mm

 40-60 KM

 SHIMANO 12x32T

 4-6 HOURS

 QUANDO /AIKEMA

 25 KM/H

 SHIMANO ALTUS

 LCD-DISP

 700X40C

 SUNTOUR NEX

 21,9 Kg



# KEILA-L 9 Speed

28" CITY BIKE



COLORS



Black / Dark Red / Methalic Ligh Blue



TEKNİK ÖZELLİKLER / TECHNICAL DETAILS / TECHNISCHE DETAILS

 700C ALLOY KOREL

 SHIMANO ALIVIO

 BAFANG MID  
M400 36V 250W 80 NM

 SHIMANO HD

 LI-ION CELL  
DC36V12.8Ah 460.8Wh

 38T 170 mm

 50-70 KM


 SHIMANO 11x32T

 4-6 HOURS

 SHIMANO HUB

 25 KM/H

 SHIMANO ACERA

 LCD-DISP

 700X40C

 SUNTOUR NEX

 24,5 Kg



# KEILA-S 8 Speed

28" CITY BIKE



COLORS



Black / Dark Red / Methalic Ligh Blue

## TEKNİK ÖZELLİKLER / TECHNICAL DETAILS / TECHNISCHE DETAILS



700C ALLOY KOREL



SHIMANO ALTUS



AIKEMA HUB  
DC36V250W 45NM



SHIMANO HD



LI-ION CELL  
DC36V12.8Ah 460.8Wh



38T 170 mm



40-60 KM



SHIMANO 12x32T



4-6 HOURS



QUANDO /AIKEMA



25 KM/H



SHIMANO ALTUS



LCD-DISP



700X40C



SUNTOUR NEX



21,9 Kg





# XTRA 7 Speed

20" CARGO BIKE



COLORS



Yellow / Orange / Light Blue



TEKNİK ÖZELLİKLER / TECHNICAL DETAILS / TECHNISCHE DETAILS



20" ALLOY KOREL



SHIMANO ALTUS



BAFANG HUB  
DC36V250W 45NM



SHIMANO HD



LI-ION DUAL  
DC36V13 +13Ah 936Wh



46T 170 mm



80-100 KM



SHIMANO 12X32T



4-6 HOURS



FORMULA /AIKEMA



25 KM/H



SHIMANO ALTUS



LCD-DISP



20X2.4



SUNTOUR CARGO



34,4 Kg



# XTRA-S 7 Speed

20" CARGO BIKE



COLORS



Light Blue / Orange / Yellow



TEKNİK ÖZELLİKLER / TECHNICAL DETAILS / TECHNISCHE DETAILS



20" ALLOY KOREL



SHIMANO ALTUS



AIKEMA HUB  
DC36V250W 45NM



LOGAN HD



LI-ION CELL  
DC36V13Ah 468Wh



46T 170 mm



40-60 KM



SHIMANO 12X32T



4-6 HOURS



FORMULA /AIKEMA



25 KM/H



SHIMANO



LCD KEY-DISP



20X2.4



SUNTOUR CARGO



32,2 Kg



# NICMA 8 Speed

20" FOLDING FAT BIKE



## TEKNİK ÖZELLİKLER / TECHNICAL DETAILS / TECHNISCHE DETAILS


 **20" ALLOY KOREL**


 **SHIMANO ALTUS**

 **BAFANG MID**  
M400 36V 250W 80 NM

 **TEKTRO MD**

 **LI-ION CELL**  
DC36V10Ah 360Wh

 **38T 170 mm**

 **30-50 KM**

 **SHIMANO 12x32T**

 **4-6 HOURS**

 **SHUNFENG**


 **25 KM/H**

 **SHIMANO ALTUS**

 **LCD-DISP**

 **20X4.0**

 **ALLOY SUSPANSION**

 **30,4 Kg**

## COLORS



Cream / Grey / Dark Blue





# NICMA-S 8 Speed

20" FOLDING FAT BIKE



## TEKNİK ÖZELLİKLER / TECHNICAL DETAILS / TECHNISCHE DETAILS

20" ALLOY KOREL

SHIMANO ALTUS

AIKEMA HUB  
DC48V250W 45NM

TEKRO MD

LI-ION CELL  
DC48V10Ah 480Wh

46T 170 mm

60-80 KM

SHIMANO 12z32T

4-6 HOURS

SHUNFENG /AIKEMA

25 KM/H

SHIMANO ALTUS

LCD KEY-DISP

20X4.0

ALLOY SUSPANSION

30,2 Kg

## COLORS



Dark Blue / Grey / Dark Blue





# QUINOX 8 Speed

20" FOLDING FAT BIKE



## TEKNİK ÖZELLİKLER / TECHNICAL DETAILS / TECHNISCHE DETAILS



20" ALLOY KOREL



SHIMANO ALTUS



AIKEMA HUB  
DC36V250W 45NM



TEKTRO MD



LI-ION CELL  
DC36V13Ah 468Wh



46T 170 mm



40-60 KM



SHIMANO 12x32T



4-6 HOURS



SHUNFENG / AIKEMA



25 KM/H



SHIMANO ALTUS



LCD KEY-DISP



20X4.0



STEEL SUSPANSION



32,8 Kg

## COLORS



Dark Green / Dark Blue / Khaki

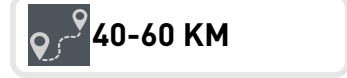


# QUINOX -S 8 Speed

20" FOLDING FAT BIKE



## TEKNİK ÖZELLİKLER / TECHNICAL DETAILS / TECHNISCHE DETAILS



### COLORS



Khaki / Dark Blue / Dark Green







# VONIQ 8 Speed

20" FOLDING FAT BIKE



COLORS



Black / Metallic Grey / Dark Blue



TEKNİK ÖZELLİKLER / TECHNICAL DETAILS / TECHNISCHE DETAILS

 20" ALLOY KOREL


 SHIMANO ALTUS

 AIKEMA HUB  
DC36V250W 40NM

 MECHANIC DISC  
Cut Off Power Brake

 LI-ION CELL  
DC36V10,4Ah 374,4Wh


 46T 170 mm

 30-50 KM

 SHIMANO 12X32T

 4-6 HOURS

 SHUNFENG /AIKEMA

 25 KM/H

 SHIMANO ALTUS

 LCD KEY-DISP

 20X4.0

 NEW TECH DACRON

 31,4 Kg

# VONIQ-S 8 Speed

20" FOLDING FAT BIKE



COLORS



White / Dark Red / Light Blue



TEKNİK ÖZELLİKLER / TECHNICAL DETAILS / TECHNISCHE DETAILS

 20" ALLOY KOREL

 SHIMANO ALTUS

 AIKEMA HUB  
DC36V250W 40NM

 MECHANIC DISC  
Cut Off Power Brake

 LI-ION CELL  
DC36V10,4Ah 374,4Wh

 46T 170 mm

 30-50 KM

 SHIMANO 12X32T

 4-6 HOURS

 SHUNFENG /AIKEMA

 25 KM/H

 SHIMANO ALTUS

 LCD KEY-DISP

 20X4.0

 NEW TECH DACRON

 32,2 Kg



# NICLA 3 Speed

20" FOLDING BIKE



## TEKNİK ÖZELLİKLER / TECHNICAL DETAILS / TECHNISCHE DETAILS



20" ALLOY KOREL



SHIMANO NEXUS 3



**ANANDA HUB**  
DC36V250W 25-35NM



PROMAX V FREN



**LI-ION CELL**  
DC36V7,8Ah 280,8 Wh



44T 170 mm



30-50 KM



SHIMANO NEXUS



4-6 HOURS



ANANDA / SHIMANO



25 KM/H



SHIMANO NEXUS



LCD KEY-DISP



20X2.0



NO SUSPANSION 20"



20,5 Kg

## COLORS



White / Metallic Grey / Dark Blue



# ACERO 21 Speed

28" CITY BIKEE



COLORS



Brown / Metallic Grey / Dark Blue



TEKNİK ÖZELLİKLER / TECHNICAL DETAILS / TECHNISCHE DETAILS

 20" ALLOY KOREL

 SHIMANO TOURNEY

 ANANDA HUB  
DC36V250W 40NM

 V BRAKE + MD BRAKE

 LI-ION CELL  
DC36V10Ah 360Wh

 SHIMANO TOURNEY

 30-50 KM

 SHIMANO 18x28T

 4-6 HOURS

 SHUNFENG /ANANDA

 25 KM/H

 SHIMANO TOURNEY

 LED-DISP

 700X40

 ZOOM SUSPENSION

 25,5 Kg

# CABEN 21 Speed

28" CITY BIKE



COLORS



Methalic Beige / Methalic Ligt Blue / Dark Blue




TEKNİK ÖZELLİKLER / TECHNICAL DETAILS / TECHNISCHE DETAILS

 20" ALLOY KOREL

 SHIMANO TOURNEY

 ANANDA HUB  
DC36V250W 40NM

 V BRAKE + MD BRAKE

 LI-ION CELL  
DC36V10Ah 360Wh

 SHIMANO TOURNEY

 30-50 KM

 SHIMANO 18x28T


 4-6 HOURS

 SHUNFENG / ANANDA

 25 KM/H

 SHIMANO TOURNEY

 LED-DISP

 700X40

 ZOOM SUSPENSION

 25,2 Kg



# NOVA 3 Speed

28" CITY BIKE



COLORS



Dark Red / Metallic Light Blue / Metallic Begie



TEKNİK ÖZELLİKLER / TECHNICAL DETAILS / TECHNISCHE DETAILS

700C ALLOY KOREL

SHIMANO NEXUS 3

ANANDA HUB  
M129VD36V250W 40NM

PROMAX V BRAKE  
SHIMANO ROLLER BRAKE

LI-ION CELL  
DC36V14Ah 504Wh

38T 170 mm

40-60 KM

SHIMANO

4-6 HOURS

ANANDA /SHIMANO

25 KM/H

SHIMANO NEXUS

LED KEY-DISP

700X40C

NO SUSPANSION

24.4 Kg



# ALVIEN 7 Speed

28" CITY BIKE



COLORS



Black / Dark Red / Dark Blue



TEKNİK ÖZELLİKLER / TECHNICAL DETAILS / TECHNISCHE DETAILS

700C ALLOY KOREL

SHIMANO TOURNEY

ANANDA HUB  
M129VD36V250W 40NM

PROMAX V BRAKE

LI-ION CELL  
DC36V14Ah 504Wh

38T 170 mm

40-60 KM

SHIMANO 18x28T

4-6 HOURS

ANANDA /SHUNFENG

25 KM/H

SHIMANO TOURNEY

LED KEY-DISP

700X40C

NO SUSPANSION

24.4 Kg



# MOVEN 7 Speed

28" CITY BIKE



COLORS



Methalic Blue / Dark Red / Black

TEKNİK ÖZELLİKLER / TECHNICAL DETAILS / TECHNISCHE DETAILS



700C ALLOY KOREL



SHIMANO TOURNEY



ANANDA HUB  
M129VD36V250W 40NM



PROMAX V BRAKE



LI-ION CELL  
DC36V14Ah 504Wh



38T 170 mm



40-60 KM



SHIMANO 18x28



4-6 HOURS



ANANDA /SHUNFENG



25 KM/H



SHIMANO TOURNEY



LED KEY-DISP



700X40C



NOSUSPANSION



24.4 Kg







# TOREX 7 Speed

20" FOLDING BIKE



COLORS



Orange / Khaki / Yellow



TEKNİK ÖZELLİKLER / TECHNICAL DETAILS / TECHNISCHE DETAILS

20" ALLOY KOREL

SHIMANO ALTUS

ANANDA HUB  
DC36V250W 40NM

MECHANIC DISC

LI-ION CELL  
DC36V13Ah 468Wh

46T 170 mm

60-80 KM

SHIMANO 14X28T

4-6 HOURS

SHUNFENG /AIKEMA

25 KM/H

SHIMANO ALTUS

LCD-DISP

20x2.0

NEW TECH DACRON

26.4 Kg

**E-LOAD** 7 Speed  
TRICYCLE



COLORS



Dark Grey / Dark Red / Black




TEKNİK ÖZELLİKLER / TECHNICAL DETAILS / TECHNISCHE DETAILS

 ALLOY KOREL 20"

 SHIMANO TOURNEY

 ANANDA MID  
DC48V250W 80NM

 MECHANIC DISC

 LI-ION CELL  
DC48V14Ah 672Wh

 38T 170 mm

 60-90 KM

 SHIMANO 12X28T

 4-6 HOURS

 SHUNFENG

 25 KM/H

 SHIMANO TOURNEY

 COLOUR LCD-DISP

 20X4.0

 NEW TECH DACRON

 36.8 Kg



**E-RGO 7 Speed**  
TRICYCLE



COLORS



Blue / Red / Black



TEKNİK ÖZELLİKLER / TECHNICAL DETAILS / TECHNISCHE DETAILS

KOREL ALLOY 24-20"

SHIMANO TOURNEY

CZJB HUB  
DC36V250W 45NM

MECHANIC DISC

LI-ION CELL  
DC48V13Ah 624Wh

46T 170 mm

60-80 KM

SHIMANO 18X28T

4-6 HOURS

CZJB / SHUNFENG

25 KM/H

SHIMANO TOURNEY

COLOUR LCD-DISP

24X4.0-20X4.0

NEW TECH DACRON

36.4 Kg

# E-FEECT 7 Speed

28" CITY BIKE



COLORS



Methalic Blue / Dark Red / Ligh Grey




## TEKNİK ÖZELLİKLER / TECHNICAL DETAILS / TECHNISCHE DETAILS

 26"ALLOY KOREL

 SHIMANO TOURNEY

 CZJB HUB  
DC36V250W 45NM

 MECHANIC DISC

 LI-ION CELL  
DC36V13Ah 468Wh

 46T 170 mm

 40-60 KM

 SHIMANO 12X28T

 4-6 HOURS

 CZJB / SHUNFENG

 25 KM/H

 SHIMANO TOURNEY

 COLOUR LCD-DISP


 26X2.4

 NEW TECH DACRON

 35.4 Kg

CORELLI

E-BIKE  
2024  
MODELS



# E-BIKE 2024 MODELS

[www.corelli.com.tr](http://www.corelli.com.tr)

Organize Sanayi Bölgesi 14.Cadde No:18-20 Eskişehir, Türkiye. T: +90 222 236 0826



corellibicycle



corellibisiklet



corellibikes

